


# HOW TO USE ColOff®

Specimen Collection Facilitator Device

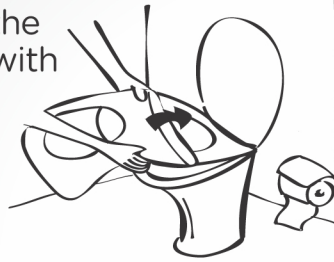
**1** Remove **ColOff®** from its packaging, unfold it carefully and check if the product is not damaged.



**2** Hold **ColOff®** with the open side upward and face the hole.



**3** Place **ColOff®** like a sleeve around the clean toilet seat with the hole facing up and gently push its bottom downwards for adjustment.



**4** After your bowel movement, **DO NOT** place any toilet paper inside **ColOff®**. Instead, dispose of the toilet paper in a waste bag.



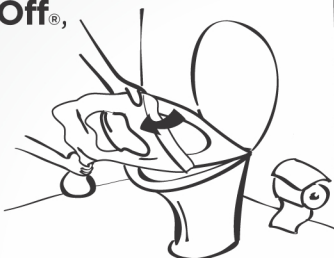
**5** Extract a portion of the sample with a spatula or pipette accordingly and place it inside the specimen container.



**6** Whilst gently lifting the toilet seat, pull **ColOff®** and let the stool and/or urine slide down into the water.



**7** To remove **ColOff®**, grasp and firmly hold the centre piece from the bottom and pull it out completely from the toilet seat.



**8** Lastly, dispose of **ColOff®** in a waste bag.



**IT IS NOT DESIGNED TO BE FLUSHED.**



Alpha Medical Solutions

**facebook**  
Coloff.Australia



**Distributor Australia and New Zealand:**  
NSW 2075 - Australia | ABN 17 434 257 512  
Phone 1300-783-747  
Mobile 0405 259 733  
info@info@alphamedicalsolutions.com.au  
www.info@alphamedicalsolutions.com.au